

Take Free

Strawberry Picking Farms Easily Accessible from Narita Airport



千葉県生まれの

チーバベリー®
CHI-BA+BERRY

Chiba Prefecture has developed an original variety of strawberry called CHI-BA+BERRY.

The features of CHI-BA+BERRY include:

- Large size and juiciness
- A sweet and mildly tart taste offering a delicious flavor
- Bright red fruit with a perfectly conical shape

Enjoy the fresh CHI-BA+BERRY, a Chiba Prefecture original!



Featured Strawberry Picking Farms

1 JAL Agriport  16 min.
STRAWBERRY PORT ICHIGONOMI

Strawberry picking available: January to May



 Visitors without reservations may be accepted if there is an opening.

 0476-37-6965
 245-1002, Kawakami, Narita-shi
 10:00 to 16:00
 Day off: Monday (or Tuesday when Monday falls on a national holiday)
 Picking time limit: 30 minutes

 · Elementary school students and above: 2,000 yen or higher
 · From 4 years old: 1,500 yen or higher
 · From 65 years old: 1,500 yen or higher
 · Under 3 years old: Free of charge

2 Narita Farmland  25 min.

Strawberry picking available: Mid-January to mid-April



 0476-73-8314
 1199-1, Tokoro, Narita-shi
 10:00 to 15:00
 Day off: No regular day off
 Picking time limit: 30 minutes

 · Junior high school students and above: 2,500 yen
 · Elementary school students: 1,800 yen
 · Children below elementary school age: Free of charge (no more than one child per adult; If there are two or more children, the elementary school student fee must be paid per child.)

3 Narita Dream Farm  27 min.

Strawberry picking available: Mid-January to early April




  
  Online reservations only

 0476-96-1001
 730-3, Nagi, Narita-shi
 Weekdays: 9:30 to 16:30
 Saturday, Sunday, national holiday: 9:30 to 17:00
 Day off: No regular day off
 Picking time limit: 20 minutes

 · Junior high school students and above: 3,500 yen
 · From 3 years old: 2,300 yen · From 65 years old: 3,300 yen
 · Below 3 years old: Free of charge
 * These fees includes the admission fee to the farm.

4 Chiharu Farm  38 min.

Strawberry picking available: Early March to Late April



 090-3436-2941
 1306-2, Nakata-cho, Wakaba-ku, Chiba-shi
 1: From 9:30 2: From 10:30 / Day off: No regular day off
 Picking time limit: 30 minutes

 12 minutes by taxi from Chishirodai Station on the Chiba Urban Monorail Line
 · Junior high school students and above: 2,000 yen
 · Elementary school students: 1,800 yen
 · Kindergarteners (4 to 5 years old): 900 yen
 · 2 to 3 years old: 600 yen · Below 2 years old: Free of charge



CHI-BA+BERRY Available



English Information Available



Credit Card Payment OK



Wheelchair Accessible



Reservation Required



Travel Time by Car from Narita Airport

Standard Varieties available in Chiba Prefecture



*Some farms do not offer these, so please check in advance.

 **01**
Tochiotome
 The large, shiny berries are appealing. Not much acidity and very sweet.

 **02**
Nyoho
 The glossy, faintly red berries are smallish and sweet.

 **03**
Fusanoka
 Characterized by a refreshing peach aroma. Highly sweet with very little acidity.

 **04**
Akihime
 The flavor is soft and amply sweet. Shaped like a longish cone.

 **05**
Benihoppe
 The berries are large, vividly red and special because even the flesh is red.

 **06**
Shinku-no-misuzu
 Features a deep red color. Highly-sweet, full-bodied flavor. High rarity value.







Featured Strawberry Picking Farms





5 Naruto Station Tourist Information Center (Sammu-shi) 38 min.

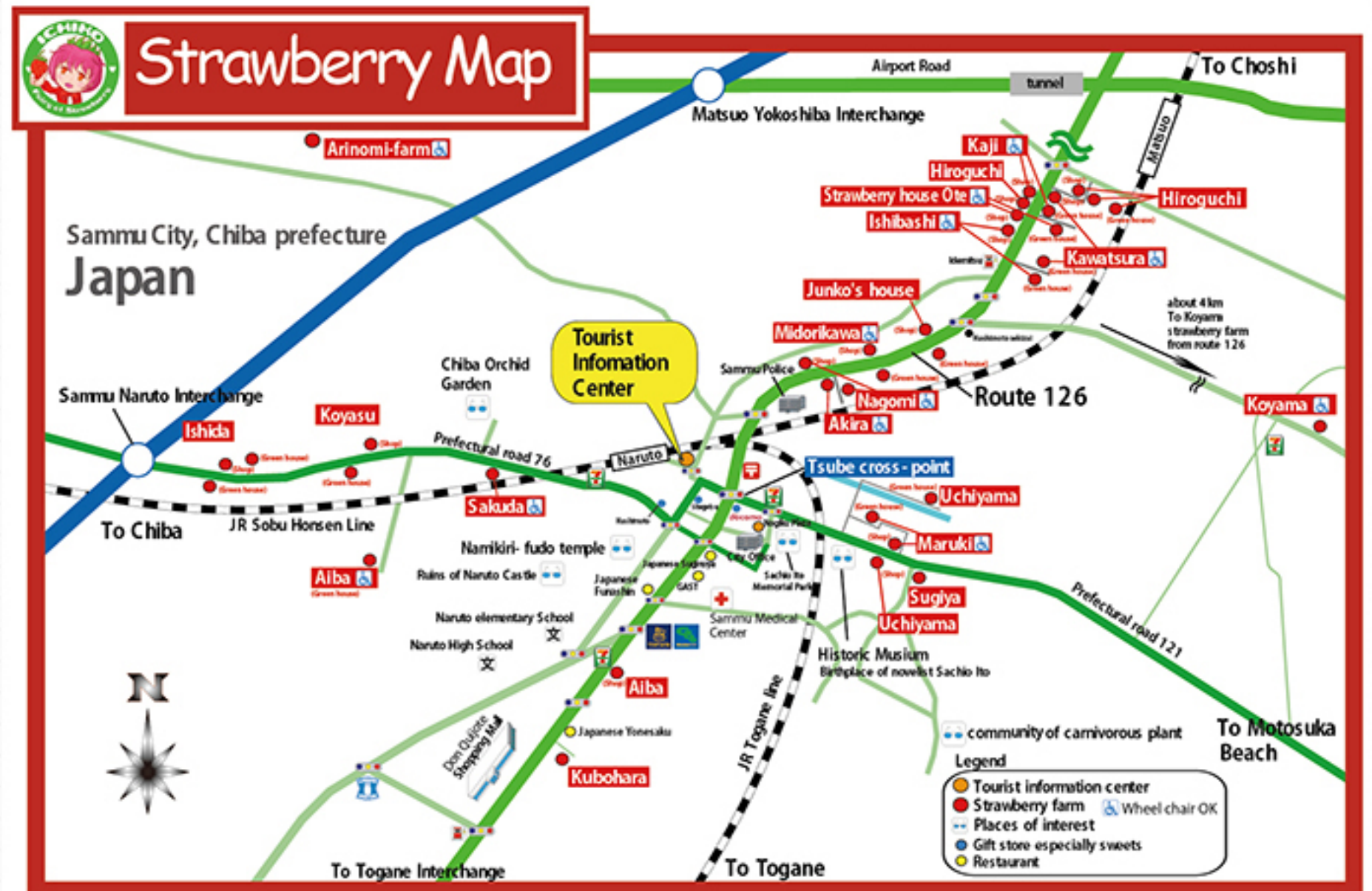
This tourist information center provides information about the city of Sammu, and its surrounding areas as well as strawberry picking. Get around the area more efficiently using a rental bike. It's left by Naruto Station, so, stop by here to get more information before picking strawberries!



-  0475-82-2071
-  361-13, Tsube, Sammu-shi
-  9:00 to 16:00
7 days a week
-  Located just outside the exit of Naruto Station on the JR line.
10 minutes on foot to the nearest strawberry picking farm

Rental Bikes

-  9:00~16:00
-  Up to 4 hrs: 500yen
1 day : 1000yen








Sammu Naruto Strawberry Trust Association issued Dec. 2020

6 Dragon Farm 40 min.

Strawberry picking available: Early January to mid-May








-  043-235-3788
-  1354, Ogura-cho, Wakaba-ku, Chiba-shi
-  Morning: From 10:00
Afternoon: From 14:00
Day off: No regular day off
Picking time limit: 30 minutes
-  4 minutes by taxi from Chishirodai-kita Station on the Chiba Urban Monorail line
-  Junior high school students and above: 3,000 yen
2 years old to elementary school students: 1,500 yen
0 to 1 year old: Free of charge

7 Fruits Land Toke 44 min.

Toke-no-ichigo Nakamura Farm

Strawberry picking available: Early January to early May



-  043-294-7905
-  273, Kamiowada-cho, Midori-ku, Chiba-shi
-  Strawberry picking starts at 9:00 and ends as soon as there are no strawberries to pick.
Day off: Wednesday
Picking time limit: 30 minutes
-  6 minutes by taxi from Toke Station on the JR line
-  Elementary school students and above: 1,000 yen or higher
Children below elementary school age (4 to 6): 900 yen or higher
2 to 3 years old: 600 yen or higher
Below 2 years old: Free of charge



Visit Chiba is the official tourism and tourist attraction information website of Chiba Prefecture, Japan.

043-225-9170
Open: Mon - Fri: 9am-5pm

Scan the QR codes to find out more about Chiba Prefecture.



website Facebook instagram

Chiba Prefecture's mascot "CHI-BA+KUN"



CHI-BA+KUN is a mysterious creature born and living in Chiba Prefecture. Full of curiosity, he loves to challenge everything. When he ventures into the unknown, courage and passion spring afresh, making his body glow red. He also has a big appetite and a mischievous side. When viewed from the side, CHI-BA+KUN resembles the shape of Chiba Prefecture!

Map of the Featured Strawberry Picking Farms from this Pamphlet



(How to enjoy strawberry picking)

How to spot sweet strawberries

Sweet ripe strawberries are bright red from top to bottom! Look for bright red strawberries!

Not yet ripe



Ripe



The best way to pick strawberries

It's easy to pick strawberries by holding and twisting them. The key point is not to pull them!



① Hold the strawberry



② Twist it



③ Don't pull on it

Is there anything you need to keep in mind when going strawberry picking?

- Please wear comfortable shoes such as sneakers when strawberry picking. Heels can get stuck in the soil.
- There may be some bees flying around the greenhouse, but this is because they pollinate the strawberries. Be assured that if you don't touch the bees or their hive, the bees will not sting you.
- Please do not take away the strawberries in the greenhouse. If you want to bring home strawberries as a souvenir, please purchase them at the store.



Please follow the etiquette to have a fun experience strawberry picking!

*The harvesting time for fruit picking may differ slightly each year. Also, picking may end as soon as the strawberries are all gone, so be sure to check the website and social media account of each facility before visiting.

Chiba Prefecture Department of Agriculture, Forestry and Fisheries, Distribution and Marketing Division

☎043・223・2963 (Weekdays 8:30-17:15)

1-1 Ichibacho, Chuo-ku, Chiba-shi, Chiba-ken 260-8667

Please note that the farms might close early if all ripe strawberries are picked for the day.

* Unless otherwise indicated, the information listed in this pamphlet is valid as of February 2023. Information is subject to change. For the latest information and details, please contact the facility concerned.

* Prices listed in this pamphlet display the total price including consumption tax.